

Zahnriemenscheiben für Riemen POLY CHAIN® GT 8M, GT 14M oder SYNCHROCHAIN® CTD 8M, CTD 14M  
 Poulies dentées pour courroies POLY CHAIN® GT 8M, GT 14M ou SYNCHROCHAIN® CTD 8M, CTD 14M

Ausführungen / Modèles

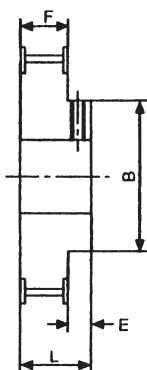


Fig. 1F

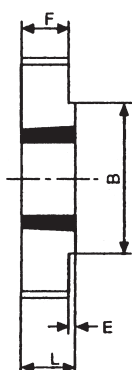


Fig. 2

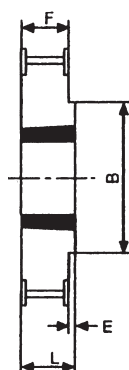


Fig. 2F

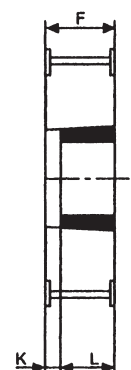


Fig. 3F

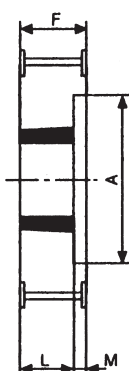


Fig. 5F

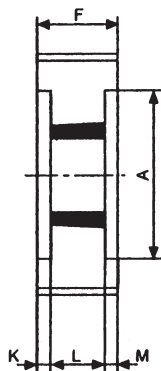


Fig. 6

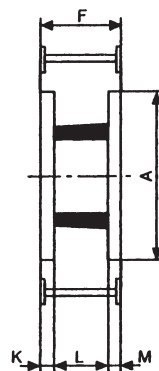


Fig. 6F

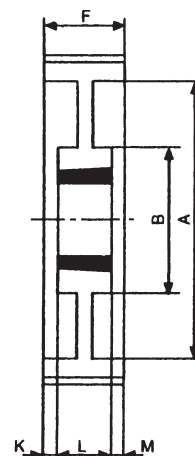


Fig. 7

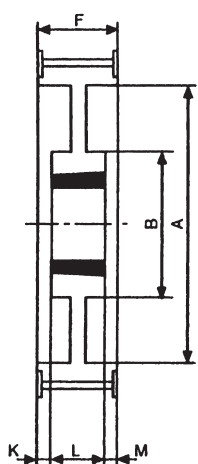


Fig. 7F

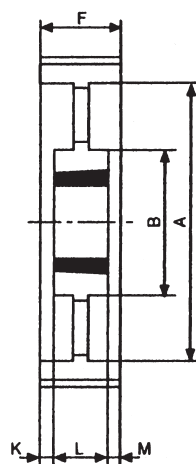


Fig. 8

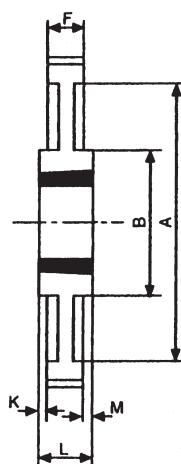


Fig. 9

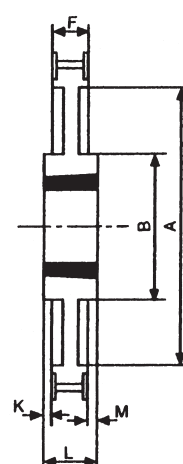


Fig. 9F

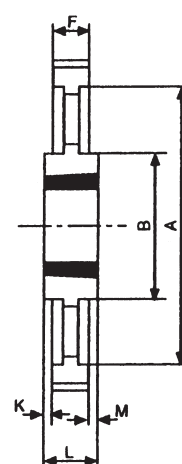


Fig. 10

**Zahnriemenscheiben für Riemen POLY CHAIN® oder SYNCHROCHAIN® CTD**  
**Poulies dentées pour courroies POLY CHAIN® ou SYNCHROCHAIN® CTD**

CTD/GT 14M-37										
Typ	Fig.	Buchse Moyeu	Dp	A	B	E	K	L	M	
14M-28S-37	5F	2012	124,78	88		51		32	19	
14M-30S-37	6F	2517	133,69	98		51	3	45	3	
14M-32S-37	6F	2517	142,6	100		51	3	45	3	
14M-34S-37	6F	2517	151,52	109		51	3	45	3	
14M-36S-37	5F	2517	160,43	117		51		45	6	
14M-38S-37	5F	2517	169,34	126		51		45	6	
14M-40S-37	5F	2517	178,25	135		51		45	6	
14M-44S-37	3F	3020	196,08			51				
14M-48S-37	3F	3020	213,9			51				
14M-50S-37	3F	3020	222,82			51				
14M-56S-37	7F	3020	249,55	207	144	51		51		
14M-60S-37	7	3020	267,38	224	159	51		51		
14M-64S-37	7	3020	285,21	242	159	51		51		
14M-72S-37	7	3020	320,51	278	159	51		51		
14M-80S-37	7	3020	356,51	314	159	51		51		

CTD/GT 14M-68										
Typ	Fig.	Buchse Moyeu	Dp	A	B	E	F	K	L	
14M-34S-68	1F		151,52		132	84		104		
14M-36S-68	1F		160,43		131	84		104		
14M-38S-68	1F		169,34		141	84		104		
14M-40S-68	1F		178,25		156	84		104		
14M-44S-68	6F	3020	196,08	153		84	16,5	51	16,5	
14M-48S-68	5F	3020	213,9	171		84				33
14M-50S-68	6F	3525	222,82	180		84	9,5	65	9,5	
14M-56S-68	6F	3525	249,55	207		84	9,5	65	9,5	
14M-60S-68	6	3525	267,38	224		84	9,5	65	9,5	
14M-64S-68	6	3525	285,21	242		84	9,5	65	9,5	
14M-72S-68	7	3525	320,51	278	178	84	9,5	65	9,5	
14M-80S-68	7	3525	356,51	314	178	84	9,5	65	9,5	