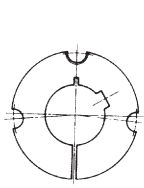
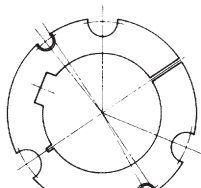


Spannbuchsen Taper-System

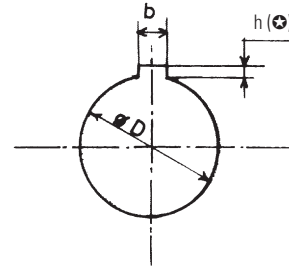
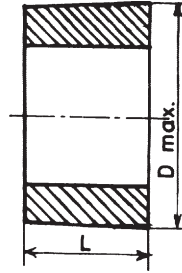
Douilles de serrage système Taper



Typ A



Typ B



Ø D mm	b mm	h (⊕) mm	METRISCH / METRIQUE																
			1008	1108	1210	1215	1310	1610	1615	2012	2517	2525	3020	3030	3525	3535	4040	4545	5050
9	3	1,4	●	●															
10	3	1,4	●	●															
11	4	1,8	●	●	●	●													
12	4	1,8	●	●	●	●	●	●	●										
14	5	2,3	●	●	●	●	●	●	●	●									
15	5	2,3	●	●	●	●	●	●	●	●									
16	5	2,3	●	●	●	●	●	●	●	●									
17	5	2,3	●	●	●	●	●	●	●	●									
18	6	2,8	●	●	●	●	●	●	●	●									
19	6	2,8	●	●	●	●	●	●	●	●	●	●							
20	6	2,8	●	●	●	●	●	●	●	●	●	●	●						
22	6	2,8	●	●	●	●	●	●	●	●	●	●	●						
24	8	3,3 (1,3)	⊕	●	●	●	●	●	●	●	●	●	●						
25	8	3,3 (1,3)	⊕	●	●	●	●	●	●	●	●	●	●	●					
28	8	3,3 (1,3)		⊕	●	●	●	●	●	●	●	●	●	●	●				
30	8	3,3			●	●	●	●	●	●	●	●	●	●	●				
32	10	3,3			●	●	●	●	●	●	●	●	●	●	●				
35	10	3,3 (1,3)					⊕	●	●	●	●	●	●	●	●				
38	10	3,3						●	●	●	●	●	●	●	●				
40	12	3,3 (1,3)						●	⊕	●	●	●	●	●	●	●			
42	12	3,3 (1,3)						●	⊕	●	●	●	●	●	●	●	●		
45	14	3,8								●	●	●	●	●	●	●	●		
48	14	3,8								●	●	●	●	●	●	●	●		
50	14	3,8								●	●	●	●	●	●	●	●		
55	16	4,3									●	●	●	●	●	●	●	●	
60	18	4,4									●	●	●	●	●	●	●	●	
65	18	4,4									●	●	●	●	●	●	●	●	
70	20	4,9										●	●	●	●	●	●	●	●
75	20	4,9										●	●	●	●	●	●	●	●
80	22	5,4											●	●	●	●	●	●	●
85	22	5,4												●	●	●	●	●	●
90	25	5,4												●	●	●	●	●	●
95	25	5,4												●	●	●	●	●	●
100	28	6,4													●	●	●	●	●
105	28	6,4														●	●	●	●
110	28	6,4															●	●	●
115	32	7,4																●	●
120	32	7,4																●	●
125	32	7,4																●	●

Typ		1008	1108	1210	1215	1310	1610	1615	2012	2517	2525	3020	3030	3525	3535	4040	4545	5050
		A	A	A	A	A	A	A	A	A	A	A	A	B	B	B	B	B
D max.	mm	35,0	38,0	47,5	47,5	50,5	57,0	57,0	70,0	85,5	85,5	108,0	108,0	127,0	127,0	146,0	162,0	177,5
L	mm	22,3	22,3	25,4	38,1	25,4	25,4	38,1	31,8	44,5	63,5	50,8	76,2	63,5	88,9	101,8	114,3	127,0
Innensechskantschraube Vis à tête six pans creux		1/4" x 1/2"	1/4" x 1/2"	3/8" x 5/8"	3/8" x 5/8"	3/8" x 5/8"	3/8" x 5/8"	3/8" x 5/8"	7/16" x 7/8"	1/2" x 1"	1/2" x 1"	5/8" x 1 1/4"	5/8" x 1 1/4"	1/2" x 1 1/2"	1/2" x 1 1/2"	5/8" x 1 3/4"	3/4" x 2"	7/8" x 2 1/4"
Innensechskantschlüssel / Clé mâle coudée pour vis à six pans creux	Nr.	3,0	3,0	5,0	5,0	5,0	5,0	5,0	6,0	6,0	6,0	8,0	8,0	10,0	10,0	12	14	14
Anzugsmoment Couple de démarrage	Nm	5,7	5,7	20	20	20	20	20	31	49	49	92	92	115	115	172	195	275